


COLLINS WORKALL®

Optional Attachments

Attachment Applications - You Choose Location (Attachments Sold Separately)

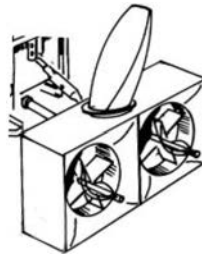
FRONT OF TRACTOR

Backfill auger
Backhoe
Boom for lifting
Cable logging tower
Chipper-brush
Cultivator
Fire fighting pump
Fire ripper blade



Forklift
Generator
Grader blade
Grapple-logs
Loader
Mixer-concrete
Mower-finish

Mower hammerknife
Post hole digger
Shear-trees
Sickle knife mower



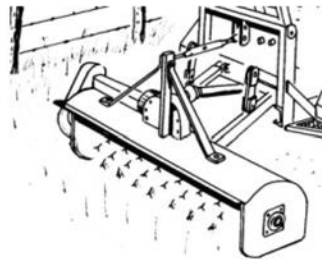
Snow blower

Sprayer
Sweeper-power
Stump grinder
Tree spade
Water pump
Winch
York rake

REAR OF TRACTOR


Backhoe
Boom for lifting
Cable logging tower
Chipper-brush
Cultivator
Ditcher
Fire fighting equipment
Forklift
Generator
Grader blade

Harrow-disc
Loader
Mixer-concrete
Mower-brush hog type
Mower-finish



Mower-hammerknife

People transport
Post hole digger
Plow-disc or moldboard



Rototiller

Sander-salt
Scarifier
Sickle knife mower
Sprayer
Spreader-lime or seed
Sweeper-power
Stump grinder
Trailer
Water pump
Water tank
Winch
York rake



Grapple-logs



COLLINS WORKALL®

Nelson Tractor LLC Maury Collins

